

iPhone iPad *Apple Pay*

Bob Newcomb
October 7, 2021


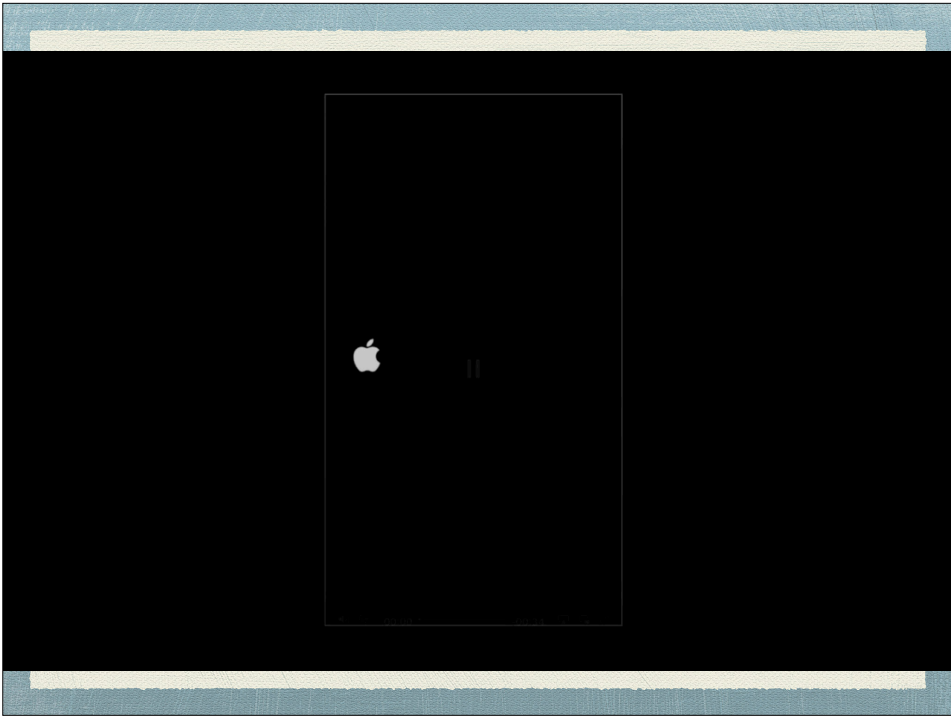
What is Apple Pay?

- ◆ It is a way to use your iPhone, Apple Watch and some Macs to make credit and debit card purchases
- ◆ In stores it uses near field communication (NFC) to make payments to wireless terminals
- ◆ On the web it send transaction information to a website to make a payment
- ◆ In Messages it can sent money to friends, family and businesses

What is Apple Pay?

- ◆ Apple Pay **never** sends credit or debit card information to a vendor
- ◆ They receive a one time transaction code that allows them to be paid by Apple
- ◆ You never have credit or debit card information passed on to the vendor
 - ◆ If the vendor is hacked your information is not exposed





What devices support Apple Pay

- ◆ iPhone 6 and newer and iPhone SE
- ◆ iPad Pro, iPad Air 2 and newer, iPad Mini 3 and newer
- ◆ All Apple Watches
- ◆ Mac models with Touch ID
- ◆ Mac models 2012 or newer with an Apple Pay enabled iPhone or Apple Watch

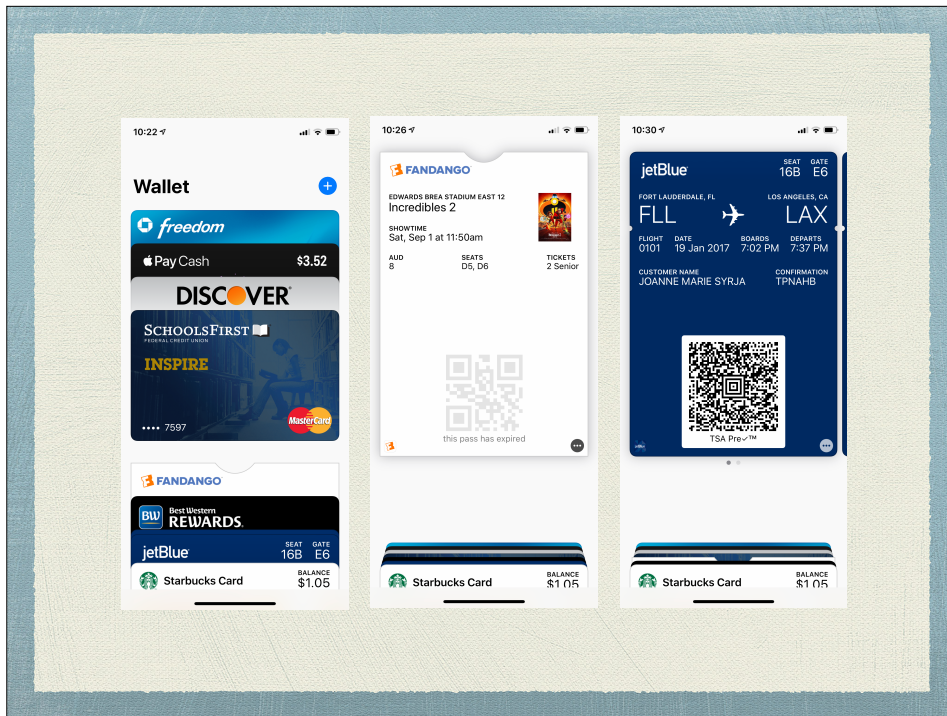
Setting up Apple Pay

- ◆ You need
 - ◆ An eligible device
 - ◆ A supported card from a participating card issuer
 - ◆ The latest version of iOS, WatchOS or macOS
 - ◆ An Apple ID signed in to iCloud


Setting up Apple Pay

- ◆ For more than one device you must add a card to each of them
 - ◆ Max of 8 or 12 cards per device
- ◆ Can add store cards, boarding passes, movie tickets, coupons to the Wallet app

Cards and other things
are kept in Wallet



Adding a card to Wallet



- # Adding a card to Wallet
- ◆ Go to Wallet and tap +
 - ◆ Follow the steps to add the card, adding the security code if requested
 - ◆ Banks have different steps to satisfy their security procedures
 - ◆ Your bank will verify your information and decide if it wants to add your card
 - ◆ After the bank verifies your card, tap Next and start using the card

Adding a card to Wallet

- ◆ You can add Debit or Credit cards but the bank decides which to make available
 - ◆ The Wallet app may ask if you want to add the card to the Apple Watch
 - ◆ If it doesn't, use the Watch app on your iPhone to add the card

Coupons, boarding passes, tickets, gift cards etc.

- ◆ Apps from companies will often allow you to send these items to the Wallet app
 - ◆ For example:
 - ◆ Jet Blue's app will ask if you want to send the boarding pass to wallet
 - ◆ Fandango will ask if you want to send a ticket to wallet
 - ◆ Just show iPhone with the Wallet app displaying the ticket, coupon, boarding pass etc for them to scan

Apple Cash

- ◆ Using Messages you send money to someone
- ◆ Can use a debit card to add money to the card
 - ◆ Debit card transactions **do not incur a fee.**
- ◆ You may not use a credit card
 - ◆ Before March 2019 you could for a 3% fee

Apple Cash

- ◆ Funds in your Apple Cash are held by Apple
- ◆ You can send them to your bank or leave them there and use the Apple Cash Card in Wallet as a prepaid card for purchases

QR Codes

*What are they?
How to scan them*

QR Codes - What are they?

- ◆ Quick Response Code
- ◆ a machine-readable optical label that contains information about the item to which it is attached.

QR Codes - What uses

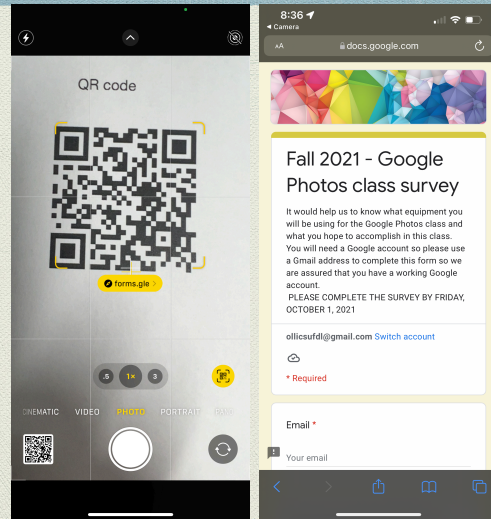
- ◆ Restaurants use them to let you see their menu from your smartphone
 - ◆ (A pandemic thing)
- ◆ Zoos, Gardens etc.
 - ◆ to give you more info about the exhibit
- ◆ Wifi Access codes
- ◆ many others



Fall 2021 Google Photos class survey
Joyce Ono

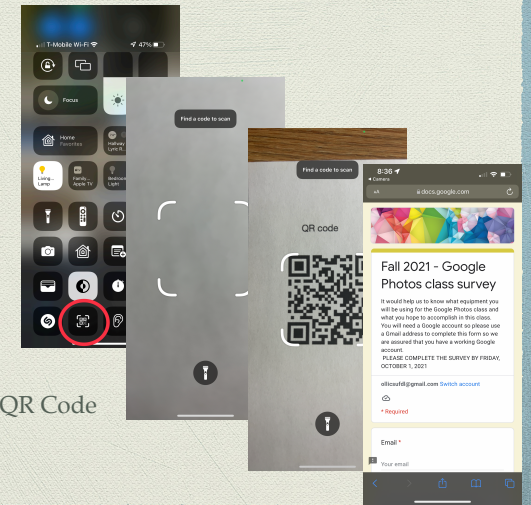
QR Codes - How to scan them

- ◆ Option 1
- ◆ iPhone camera
 - ◆ PHOTO
 - ◆ tap the yellow button



QR Codes - How to scan them

- ◆ Option 2 - easiest
- ◆ Control Center
 - ◆ select QR Code scanner
 - ◆ take the brackets
 - ◆ place them over the QR Code



Multitasking on an iPad iOS 15

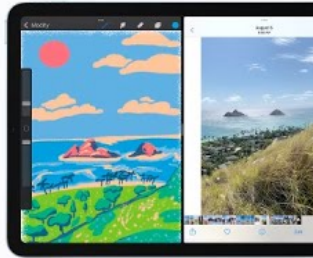
Multitasking on an iPad

- ◆ Shows and lets you use 2 windows in a split view

Apple Support Video



How to
Multitask
with
Split View



Demo: A little slower