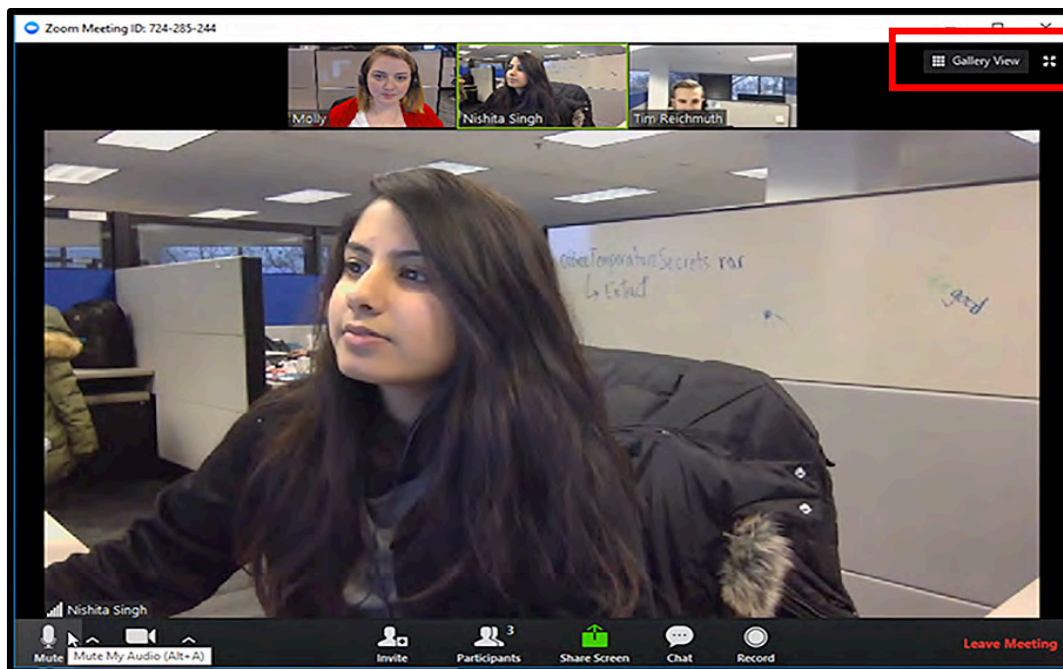


## Zoom on Different Platforms

Screenshots from Zoom on different devices

### Windows and Mac Desktop Versions:



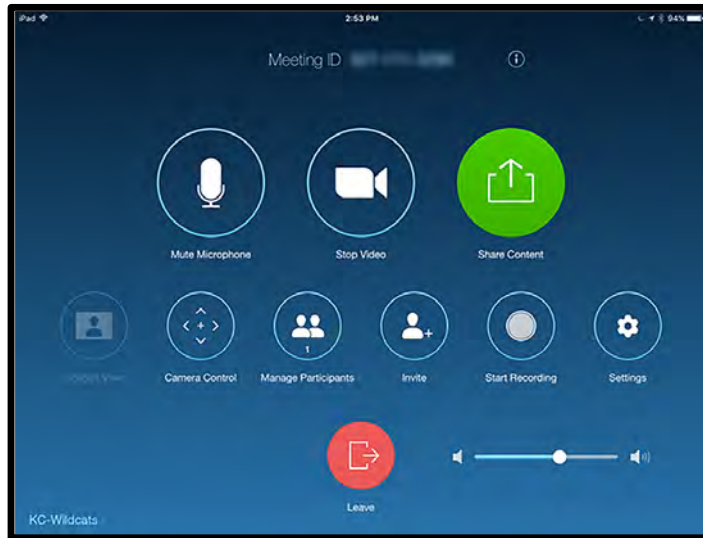
In Speaker view, the toolbar is at the bottom. The red box indicates the button to change from speaker view to gallery view. This screenshot is how participant's view the screen, the icons are different from participant to host.



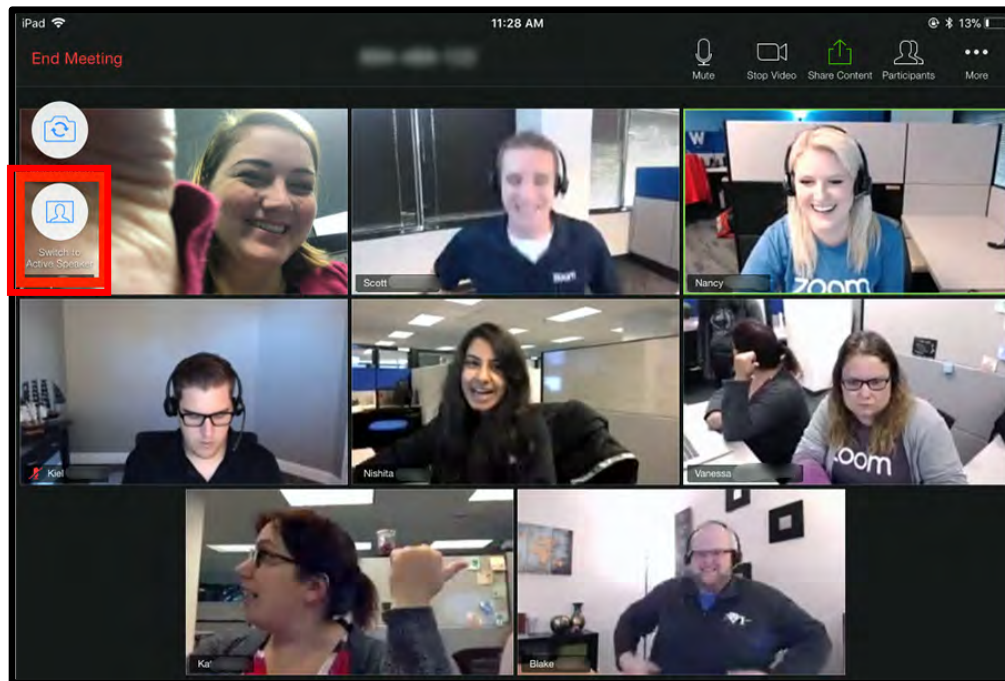
In Gallery view, the toolbar is at the bottom. The red box indicates the button to change from gallery view to speaker view. This is the host view, the icons are different from host to participant.

- **Note:** The toolbar may not be displayed depending on the user settings. On desktop versions, moving the mouse to the bottom of the Zoom window will display the toolbar. On smart devices, swiping up from the bottom or touching the Zoom window will display the toolbar.

## Android Tablet/iPad:



When you pull up the meeting controls (swipe up from bottom), this is the menu

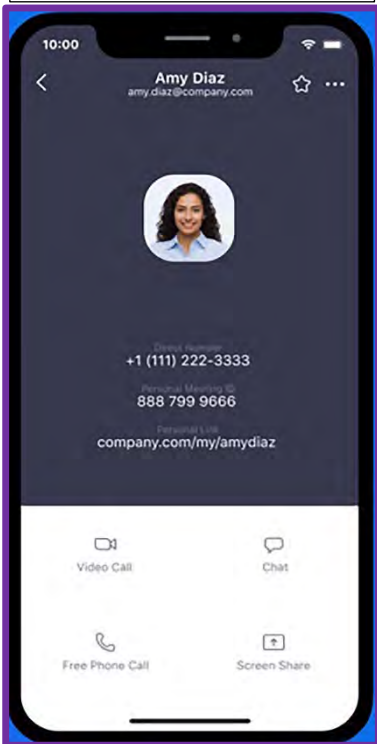


This is the standard Gallery view on the iPad/tablet, the red box indicates how to switch to speaker view. The icons are located at the top right:

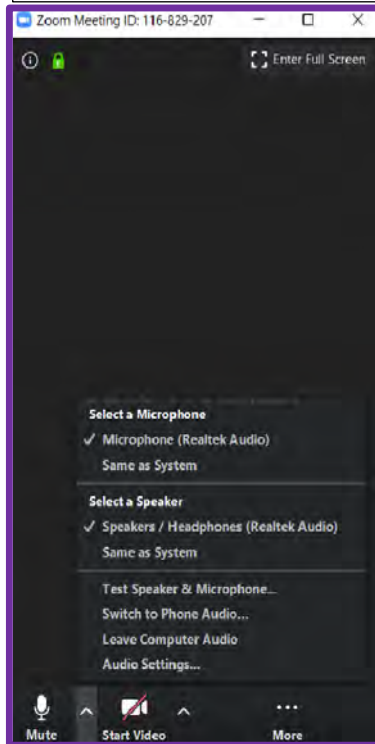
- **Note:** The toolbar may not be displayed depending on the user settings. On desktop versions, moving the mouse to the bottom of the Zoom window will display the toolbar. On smart devices, swiping up from the bottom or touching the Zoom window will display the toolbar.

## Android Smartphone/Apple iPhone:

Profile displayed on a Smartphone/iPhone:




Microphone options displayed on a smartphone/iPhone:



Gallery display with hidden menu, swipe up for the menu:



Gallery display with menu at the bottom



Speaker display with menu at the bottom



- **Note:** The toolbar may not be displayed depending on the user settings. On desktop versions, moving the mouse to the bottom of the Zoom window will display the toolbar. On smart devices, swiping up from the bottom or touching the Zoom window will display the toolbar.