
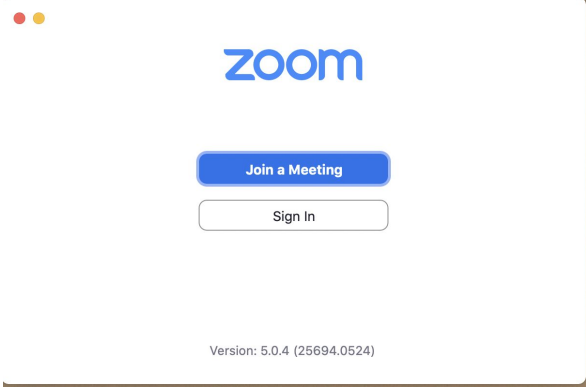
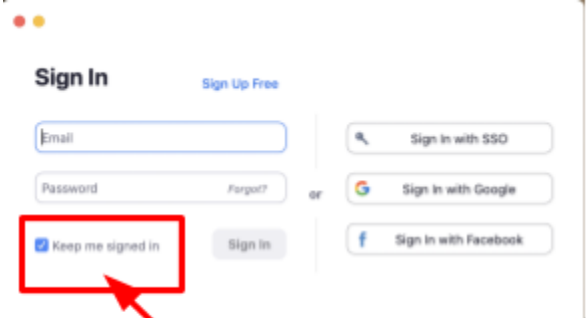
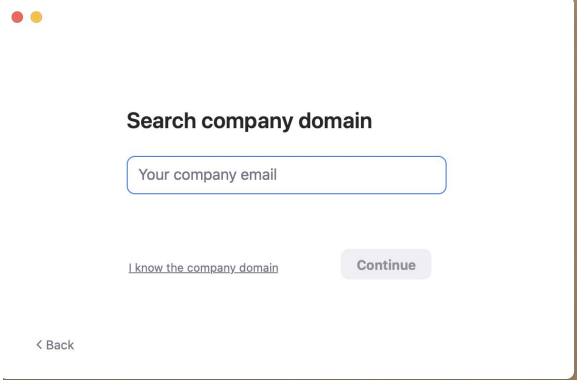
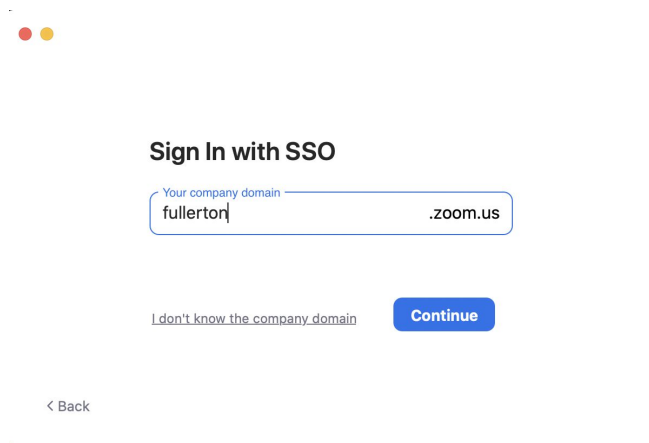


Instructions for updating your CSUF Zoom account

Instructions	Diagrams
<p>1. Click on the Zoom app icon on your task bar or on the Mac, the dock. If the window in step 8 appears, follow instructions at that step below.</p>	 <p>Zoom app icon</p>
<p>2. Click on Sign In</p>	 <p>The screenshot shows the Zoom application window. At the top center is the Zoom logo. Below it are two buttons: a blue 'Join a Meeting' button and a white 'Sign In' button. At the bottom, it says 'Version: 5.0.4 (25694.0524)'.</p>
<p>3. Click on Sign in with SSO. Click on the small blue box that says "Keep me signed in"</p>	 <p>The screenshot shows the Zoom sign-in screen. It has a 'Sign In' header and a 'Sign Up Free' link. There are input fields for 'Email' and 'Password'. Below the password field is a 'Keep me signed in' checkbox, which is highlighted with a red box and an arrow. To the right are buttons for 'Sign in with SSO', 'Sign in with Google', and 'Sign in with Facebook'. A 'Sign In' button is also present. A callout box with a black border and white background contains the text: 'Select this box to keep you signed in to your CSUF Zoom account'.</p>
<p>4. If you get this window, enter your CSUF email address, which will be your CSUF username@csu.fullerton.edu</p>	 <p>The screenshot shows the Zoom 'Search company domain' screen. It has a text input field labeled 'Your company email'. Below the field is a link that says 'I know the company domain' and a 'Continue' button. A '< Back' link is at the bottom left.</p>

5. If you get this window, enter “fullerton” for the company domain.



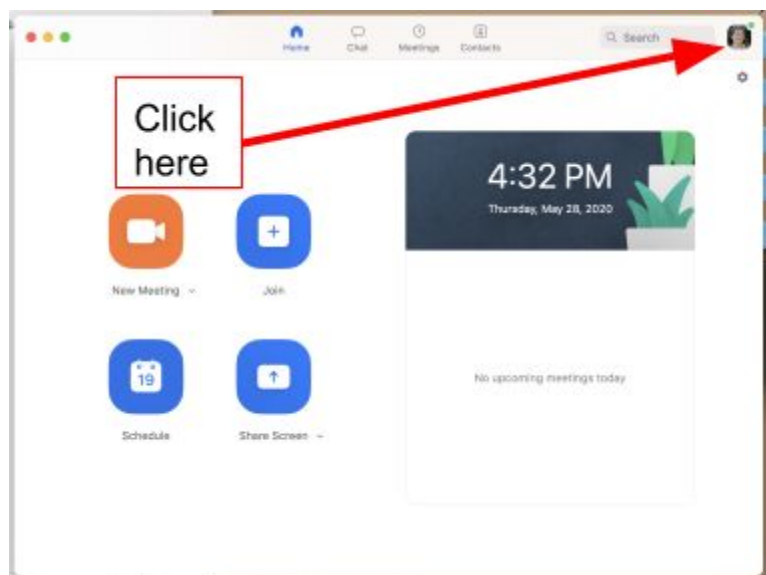
6. Enter your campus username and password.



7. Go back to your task bar or dock (Mac) and click on the Zoom icon



8. You should see this window with your image or a blank image in the upper right corner of the window.
- Click on the picture



9. A window with additional options will appear.
- Click on **Check for Updates** and you should be set up to download and install an updated version of Zoom.

