

TIR

Travel Apps

Plus a few more things

Bob Newcomb

November 8, 2014

I have my phone, my tablet and I
want to travel.

Now what?

Domestic vs International

- Domestically
 - Is mostly about when and where will it work
 - What apps will help?
- Internationally
 - Much more complex
 - Mistakes can be very costly

Internationally

This is the major focus of our discussion

Issues

- Will the phone work?
- Will I get carrier data?
- Will I get WiFi?
- How much will it cost?
- Security
- Convenience
- Charging the phone
- Apps to use

Phone Options

- Roam with your US mobile device
- Rent a phone
- Use an unlocked phone with a a foreign SIM card (voice and data)
- WiFi-To-Go or MiFi
 - using Skype, Google Voice, FaceTime for voice calls
- Use public phone and go online only with WiFi from hotels cafes etc.
- Do without

Will it work?

- Domestic
 - matter of coverage and speed
 - roaming is not much of a problem

Will it work?

- International Travel
 - What types of phones work?
 - AT&T & T-Mobile use GSM (Global System for Mobile Communications)
 - Verizon and Sprint use CDMA (Code Division Multiple Access)
 - GSM/CDMA combo phones (often work)
- Find out if your phone works where you are going

Cost \$\$\$\$\$\$\$\$\$



- Using your domestic phone without an International plan from your carrier
 - Voice calls could cost \$1.99/minute or more (sometimes much more)
 - Data usage could cost \$19.99/MB (sending one 4MB jpeg photo could cost about \$80.00)

First Step

- Go to your carriers website or call their international department
 - What you want to know
 - Will your phone work in the countries you will be visiting?
 - What International Plans are available and what do they cost?

How are you going to use your phone?

- Emergency call only
- An occasional call
- more

How are you going to use cellular data?

- Maps
- E-mail
- More?
- To avoid hotel WiFi charges?
- Everything because no WiFi will be available

Your Choices

- Do nothing and.....
 - Accept a few high cost phone calls
 - Don't use Cellular Data to access the internet
 - Use hotel & cafe WiFi to make Skype, Google Voice or Facetime calls

Your Choices

- Get an International Voice Plan from your carrier
 - Look at the cost per minute of the purchased minutes
 - Does it exceed the cost per minute of anticipated minute usage?

Your Choices

- Get a Cellular Data plan from your carrier
 - The cost without a plan is probably so expensive your choice is to:
 - Buy a plan
 - Shut down Cellular Data altogether
 - Find an alternative
- The latest trend is for carriers to offer combined voice and data plans

International Cellular Plan Alternatives

- Rent a phone at your destination
 - Cost effectiveness depends on the time you will use the phone and the country you will be visiting
 - In some countries you can not do this without a local address. Sometimes using the hotel address works

International Cellular Plan Alternatives

- Rent or buy a SIM card at your destination
 - To use a different SIM card your phone must be unlocked
 - You might have an older phone you can use if your carrier won't unlock your current phone

International Cellular Plan Alternatives

- Rent a WiFi hotspot (WiFi-To-Go, MiFi)
 - can share with many people in your traveling group
 - Example
 - <https://www.econnectjapan.com/products/wifi/4g>

Avoid danger by Locking down your phone

- Do the following
 - Put it in Airplane mode and turn on WiFi as needed
 - Turn off Cellular Data (this is already turned off when in Airplane mode but do it just to be safe.....)
 - Turn off Data Roaming

Partially locking down your phone

- Turn off Background App refresh
- Turn off Automatic Downloads (or at least the use of Cellular Data) for:
 - Music
 - Apps
 - Books
 - Updates

Charging your phone or tablet

- Look at your charger
 - If it says 100/240v 50/60Hz then you just need plug adaptors to the local power network
 - If it doesn't, you will need a power converter (not commonly needed for most mobile devices)
 - Don't pack your chargers in checked luggage

Security

- Hotel and cafe internet connections are usually unsecured. (look for the padlock in your Settings/WiFi menu)
- Be assured there are people who can see what you are doing on unsecured networks
- Cellular data is reasonably secure
- Websites using HTTPS are secure, however watch for sites switching back to HTTP for general searches (I am talking about you Amazon!)
- Use a VPN (Virtual Private Network) for secured use of an unsecured network

Travel Apps

Trip planning and management



Airbnb



Priceline



Kayak



Skyscanner
(cheap flights)



Orbitz



TripAssist
(Expedia)



Packing Pro



TripAdvisor

Airlines




Alaska Airlines



American Airlines




Delta Airlines



Hawaiian Airlines



Southwest Airlines



United Airlines

Flight Tracking Apps



FlightTrack



FlightAware

Other Aviation Apps



FlightRadar24



FlightBoard



Gate Guru



Seat Guru

Organizing and recording



Evernote



Tripit



Trip Journal

Odds and Ends



Smart Traveler - Dept. of State

Train App - Examples



Hyperdia by Voice - Japan
train schedules



NAVITIME for Japan Travel
Transit guide, WiFi Search
and Train route map


Food



FoodSpotting



TripAdvisor



UrbanSpoon



Yelp

Currency



Currency



Oanda Currency Converter



XE Currency

Weather



AccuWeather



Dark Sky




The Weather Channel




Weather Pro

On The Road



Gas Buddy



Road Ahead

Maps & GPS



Galileo Offline Maps



MotionX GPS



Trip Advisor Offline City Guides




Waze

Translation



Google Translate



iTranslate

Internet calls and messaging

Calling



Facetime



Skype

Texting



iMessage



WhatsApp

Postcards



Postagram



Snap Shot Postcard

A link to my research saved in Evernote

[https://www.evernote.com/pub/bobnewc/
tirtravelstuff#st=p&n=845d0c95-8bc3-4687-8d45-01cbb9a48a29](https://www.evernote.com/pub/bobnewc/tirtravelstuff#st=p&n=845d0c95-8bc3-4687-8d45-01cbb9a48a29)