

CLECAT: What Online Resources Are Available to OLLI Members?

Presented by Joyce Ono, Jim Cenname, and others

Goals of this presentation

- Demonstrate what benefits you can access with your campus login and password
- Demonstrate some useful features of the OLLI website to enhance your OLLI experience

What other benefits are accessible to you with your campus login and password?

What else can you use your login and password for, other than renewing your OLLI membership?

- Eduroam WiFi network
- Lynda.com
- Unlimited storage Google account
- Access to high end software

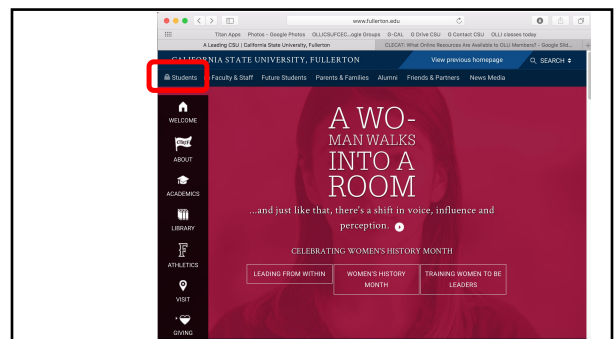
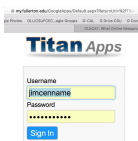
Aside from online registration for OLLI membership

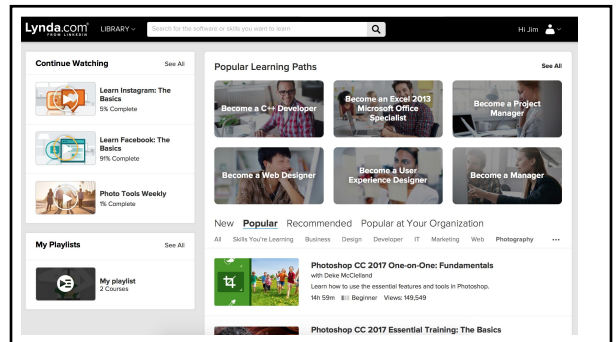
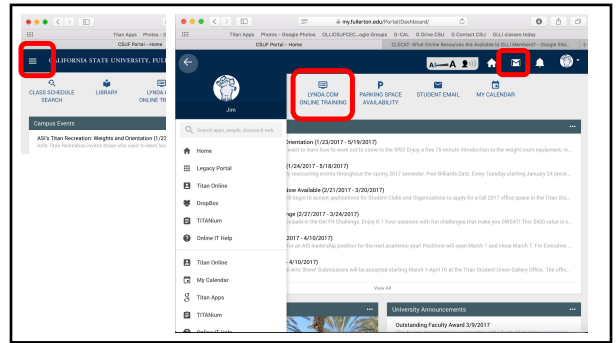
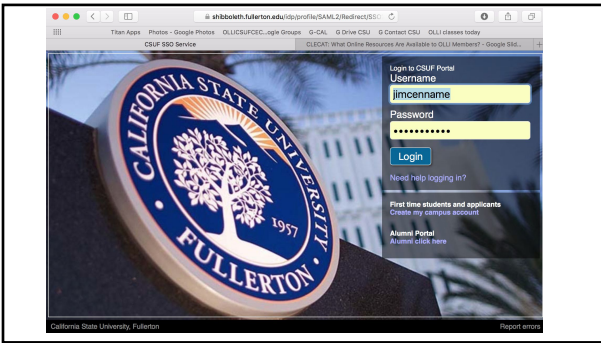
1. Access the campus high speed, secure WiFi network on your mobile device while you are on campus
 - a. Username@csu.fullerton.edu and password are used to connect to the eduroam wifi network.
 - b. Eduroam Wifi is also available to you on many other college campuses here in the US and abroad. See <https://www.eduroam.us>

Use your campus username and password...

2. Access your Student Portal and Lynda.com

- a. Go to the CSUF home page at <http://fullerton.edu>, click on Students
- b. Log in to the student portal with your campus username and password
- c. Access Lynda.com for thousands of video tutorials to learn almost anything!
- d. You can also download the Lynda.com app for your mobile device.
- e. Log in with your campus username and password.

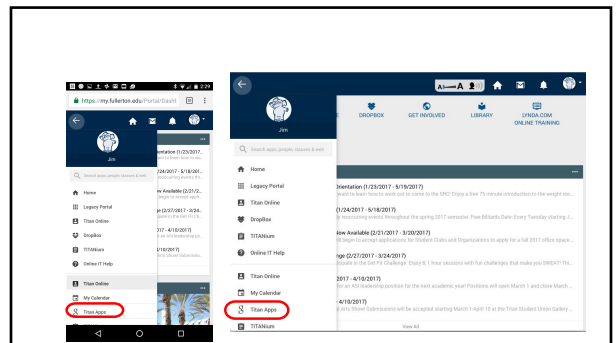




Use your campus username and password...

3. You have a Google account accessed by your assigned campus email: username@csu.fullerton.edu

- Your campus email is Gmail
- Google account is especially useful for storing your photos in the Google Photos app
- Have unlimited storage in your campus Google account instead of the free 15 GB available.



Titan Apps

Powered by Google

Email

Calendar

Docs

Important Information

Welcome to Titan Apps, powered by Google! Here are some features available on Titan Apps:

- Over 7GB of email storage.
- Google Calendar to schedule meetings, create events and share calendars with others.
- Google Docs to create and share documents, spreadsheets and share calendars with others.
- Access to your information from anywhere with an internet connection. You can also access your email with a mobile device.

Titan Apps Help

- Titan Apps FAQs
- Online Resources
- How to setup a POP/IMAP account

If you have questions regarding Titan Apps, please contact Help Desk at helpdesk@fulleton.edu or (857)278-7777.

The screenshot shows a web browser window displaying an email inbox. The browser address bar shows 'https://mail.google.com/mail/#inbox'. The page title is 'Titan Apps'. The inbox contains several emails, including one from 'Jim Cername (via Google)' and another from 'OLLI CSUF'. The interface includes a search bar, a 'Compose' button, and a list of email headers with details like sender, subject, and time.

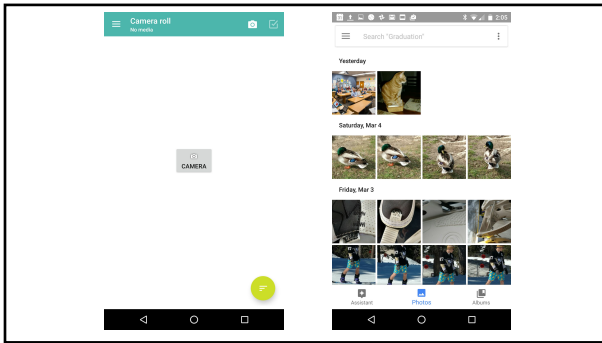
The screenshot shows the 'photos.google.com' website. The page title is 'photos.google.com'. The interface features a search bar at the top, a grid of photo thumbnails, and a sidebar on the left with navigation options like 'Yesterday', 'Friday, Apr 24, 2015', and 'Monday, Mar 9, 2015'. The main content area displays a grid of photos, including a stork, a desert landscape, and a person surfing.

Does this happen to you?

The screenshot shows an iPhone camera app interface. A white dialog box is centered on the screen with the text: 'Cannot Take Photo. There is not enough available storage to take a photo. You can manage your storage in Settings.' Below the text are two buttons: 'Done' and 'Settings'. The background shows the camera viewfinder with various settings like 'HDR Off' and 'VIDEO PHOTO SQUARE'.

The screenshot shows an Android phone's camera roll gallery. The top bar says 'Camera roll by Photos'. The gallery displays a grid of photos, primarily featuring ducks in various poses and settings. The interface includes a search bar at the top and navigation icons at the bottom.

The screenshot shows an Android phone's Settings app. The 'Settings' screen is displayed, with options for 'Back up & sync', 'Assistant cards', 'Free up device storage', 'Face grouping', 'Google Drive', and 'Camera shortcut'. A blue dialog box is overlaid on the screen, asking 'Remove 21 items?' and providing 'CANCEL' and 'REMOVE (21)' buttons. The dialog also includes a warning: 'These photos & videos have already been safely backed up to your Google Photos library at the quality you've selected. You'll still be able to view them at any time.'



Use your campus username and password...

- Microsoft Office 365 is available at a discount through Microsoft
 - https://www.microsoftstore.com/store/msusa/en_US/pdp/Office-365-University/productID.275549300 --- \$79.99/4 years
 - <https://products.office.com/en-us/student?ms.officeurl=getoffice365-free/1-year-use-your-username@csu.fullerton.edu>
- Adobe Creative Suite is also available at discount, 60% off
 - <http://www.adobe.com/creativecloud/buy/students.html#ctaLink>

Get accustomed to using your campus login and password

In the future, all monetary transactions at OLLI will need to be done online

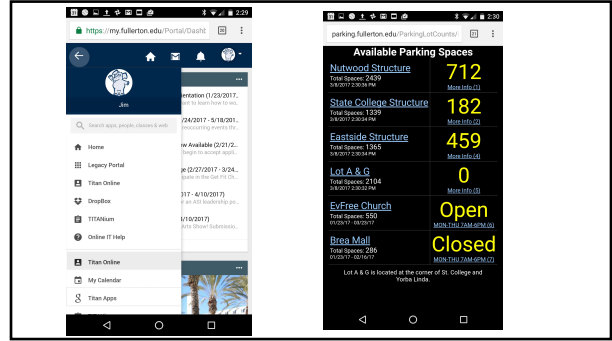
Useful stuff on the OLLI website

Take advantage of features available at <http://olli.fullerton.edu>

- Plan your semester by using the OLLI calendar to populate your personal calendar
- Find useful information to enhance your OLLI experience

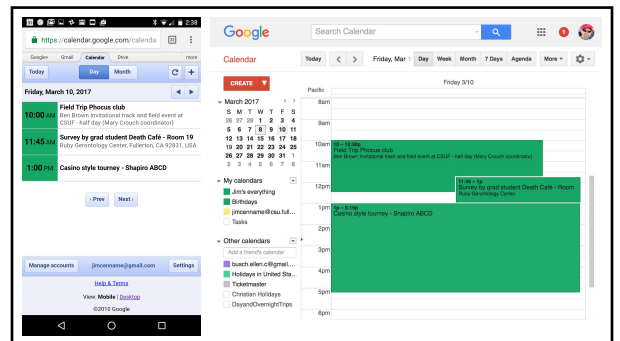
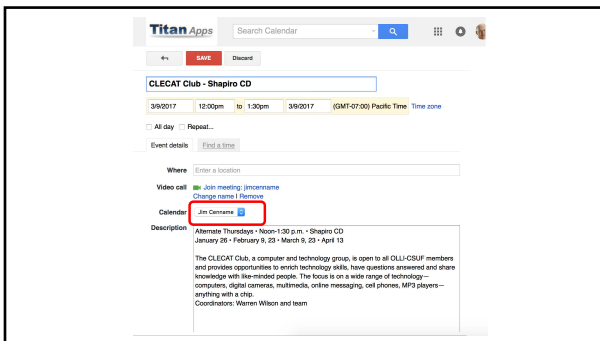
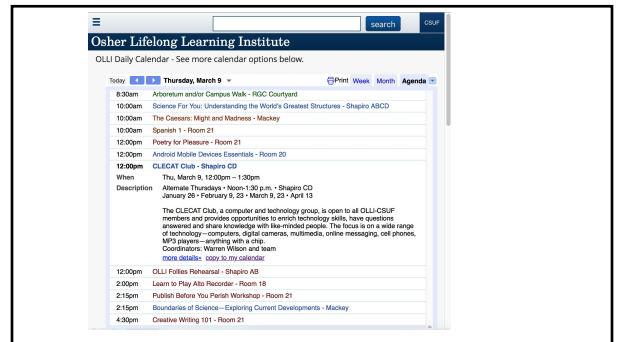
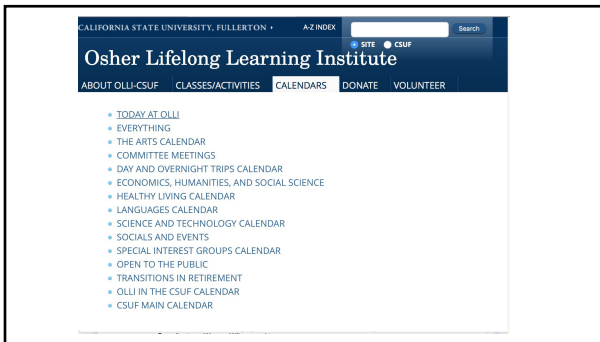
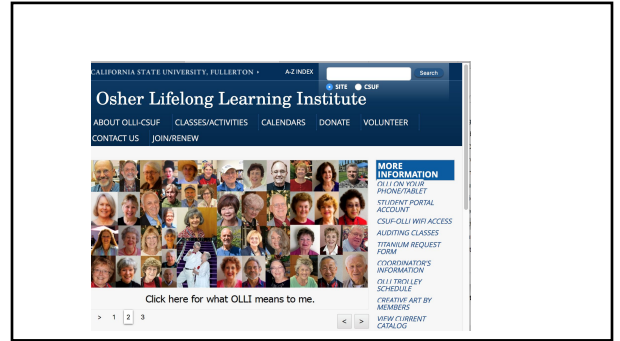
Add the OLLI website as an app on your smartphone

- Go to the OLLI website at <http://olli.fullerton.edu>
- Go to the list for More Information
 - Click on "OLLI ON YOUR PHONE/TABLET"
 - Create an icon that will show up as an app on your smartphone or tablet so you don't have to search for OLLI.fullerton.edu
 - http://olli.fullerton.edu/more_info/AddingOlliToDevice.php
 - Instructions for creating an icon on your phone, tablet, and computer are available as links.



Using the OLLI calendar

- Go to <http://olli.fullerton.edu>
- Click on calendars (on mobile devices, click on the 3 bars to open the main menus and select calendars)
- Search Today at OLLI for events occurring today
- At the start of the semester, organize your calendar so you don't miss events/activities of interest to you
 - Search on the calendars for areas of interest to you
 - Add the calendar event to your Google calendar by selecting "Copy to my calendars"



Learn how to audit CSUF classes

- Go to the OLLI website (<http://olli.fullerton.edu>)
- Under the More Information list, click on “Auditing Classes”
- Follow instructions on this page to find classes to audit
- Titanium is used by many CSUF instructors to provide handouts, quizzes, other class materials. It requires OLLI members to provide information about the classes they plan to audit.

Resources for OLLI coordinators/instructors

- Go to <http://olli.fullerton.edu>
- Go to the “More Information” list and select “Coordinator’s Information”
 - Monthly coffee calendar is available here
 - Procedures for submitting a new class proposal is available here.
 - Guides for using the audio visual equipment are available here.

Other useful items Under More Information

- Instructions for activating your eduroam WiFi account.
- OLLI ChroniCLEs, monthly Calendar
- OLLI Trips, Trip Waiver/Release of Liability Forms
 - Click on Classes/Activities
 - Click on Day and Overnight Trips

The OLLI website has many useful features!

- Handy OLLI website app
- OLLI Calendar
- Information on other activities that benefit OLLI members and volunteers

Any questions??