

# CLECAT

Traveling with your iPhone/iPad

**Bob Newcomb**

October 2, 2018

1

I have my phone, my tablet and I  
want to travel.

Now what?

2

## Domestic vs International

Domestically

Is mostly about when and where will it work

Turn on Data Roaming

**Settings → Cellular Data → Cellular Data Options**

Turn on Data Roaming

Internationally

Much more complex

Mistakes can be very costly

3

## International Issues

Will the phone work?

Will I get carrier data?

Will I get WiFi?

How much will it cost?

Security

Convenience

Charging the phone

Apps to use

4

# Phone Options

Roam with your US mobile device

Dual SIM chips?

Rent a phone

Use an unlocked phone with a foreign SIM card (rent or buy)

WiFi-To-Go or MiFi

using Skype, FaceTime, Google Voice, Google Translate

Use public phone (good luck with this one) and go online only with WiFi from hotels cafes etc.

Do without

5

# Will it work?

Domestic

matter of coverage and speed

roaming is not much of a problem

6

# Will it work?

International Travel

Almost all carrier's phones will work

Find out if your phone works where you are going. Call your carrier

7

Cost \$\$\$\$\$\$\$\$



Using your domestic phone without an International plan from your carrier

Voice calls could cost \$1.99/minute or more (sometimes much more)

Data usage could cost \$19.99/MB (sending one 4MB jpeg photo could cost about \$80.00)

Some carriers such as T-Mobile give free international carrier data

For some areas but may have volume restrictions and at reduced speed

8

# First Step

Go to your carriers website or call their international department

What you want to know

Will your phone work in the countries you will be visiting?

What International Plans are available and what do they cost?

9

Crucial questions to ask yourself  
How are you going to use your phone?

Emergency call only?

mostly for incoming calls?

An occasional call?

more?

10

# How are you going to use cellular data?

Maps

Turn by turn directions

E-mail

More?

To avoid hotel WiFi charges?

Everything because no WiFi will be available

11

# Your Choices

Do nothing and.....

Accept a few high cost phone calls

Don't use Cellular Data to access the internet

Use hotel & cafe WiFi to make Skype or Facetime calls

12

## Your Choices

Get an International Voice Plan from your carrier

Look at the cost per minute of the purchased minutes

Does it exceed the cost per minute of anticipated minute usage?

Be aware incoming calls are almost always free overseas

13

## Your Choices

Get a Cellular Data plan from your carrier

The cost without a plan might be so expensive your choices are to:

Buy a plan

Shut down Cellular Data Roaming altogether

Find an alternative

The latest trend is for carriers to offer combined voice and data plans

14

## Cellular Data statistics

When you leave the US reset the statistics at the bottom of **Settings → Cellular Data**

Watch the Current Period Roaming number

Is it near or over your purchases International plan?

If so call your carrier. (calls to them are free)

15

## International Cellular Plan Alternatives

Rent a phone at your destination

Cost effectiveness depends on the time you will use the phone and the country you will be visiting

In some countries you can not do this without a local address. Sometimes using the hotel address works

16

## International Cellular Plan Alternatives

Rent or buy a SIM card at your destination

This means a different phone number

To use a different SIM card your phone **must be unlocked** (check with your carrier)

You might have an older phone you can use if your carrier won't unlock your current phone

17

## iPhone XS

Has two SIMs.

One is a physical SIM card

The other is an eSIM

Each can have separate contracts with different carriers and phone numbers

18

## International Cellular Plan Alternatives

Rent a WiFi hotspot (WiFi-To-Go, MiFi)

can share with many people in your traveling group

Example

[www.skyroam.com](http://www.skyroam.com)

[www.econnectjapan.com](http://www.econnectjapan.com)

19

## Avoid danger by Locking down your phone

Phones now do a lot of stuff in the background, so...

Do the following

Put it in Airplane mode and turn on/off WiFi (from settings) as needed

Turn off Cellular Data (this is already turned off when in Airplane mode but do it just to be safe.....)

Turn off Data Roaming

20

# Partially locking down your phone

Turn off Background App refresh

**Settings → General → Background App Refresh**

Turn it off or W-Fi only

**To be sure turn off each app**

Paranoia is good to avoid international data roaming charges

Turn off Automatic Downloads (or at least the use of Cellular Data) for:

**Settings → iTunes & App Stores →**

Music

Apps

Books

Updates

21

# Charging your phone or tablet

Look at your charger

If it says 100/240v 50/60Hz then **you just need plug adaptors** to the local power network

If it doesn't, you will need a power converter (not commonly needed for most mobile devices)

Don't pack your chargers in checked luggage

22

# Security

Hotel and cafe internet connections are usually unsecured. (look for the padlock in your Settings/WiFi menu)

Be assured there are people who can see what you are doing on unsecured networks

Cellular data is reasonably secure

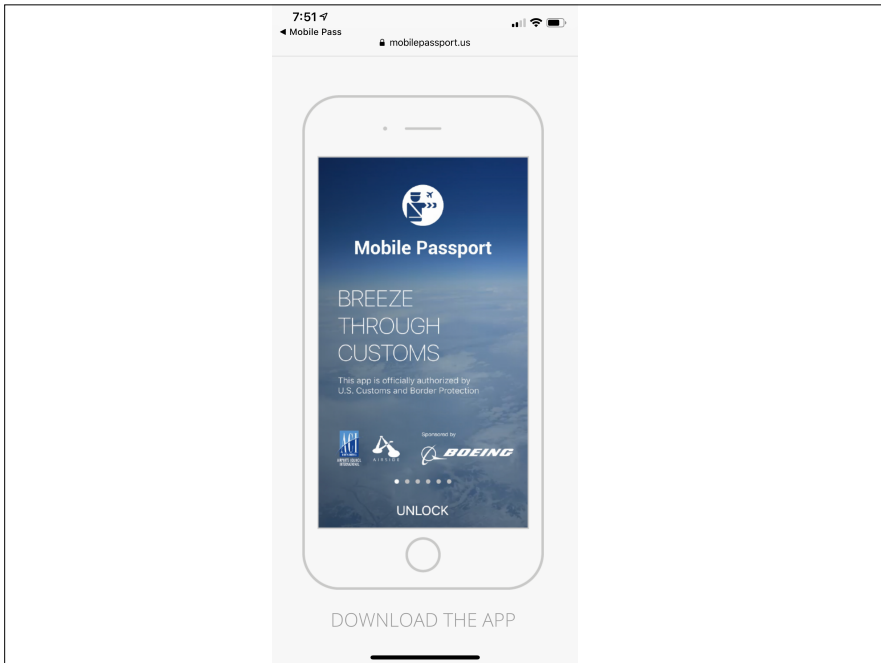
Websites using HTTPS are secure, however watch for sites switching back to HTTP for general searches (I am talking about you Amazon!)

Use a VPN (Virtual Private Network) for secured use of an unsecured network

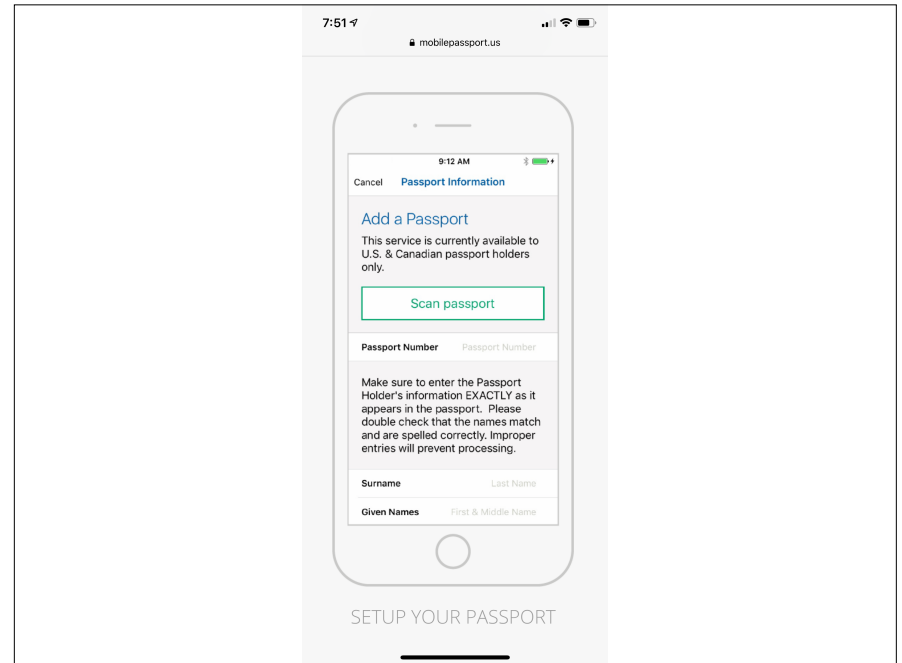
23

# Mobile Passport

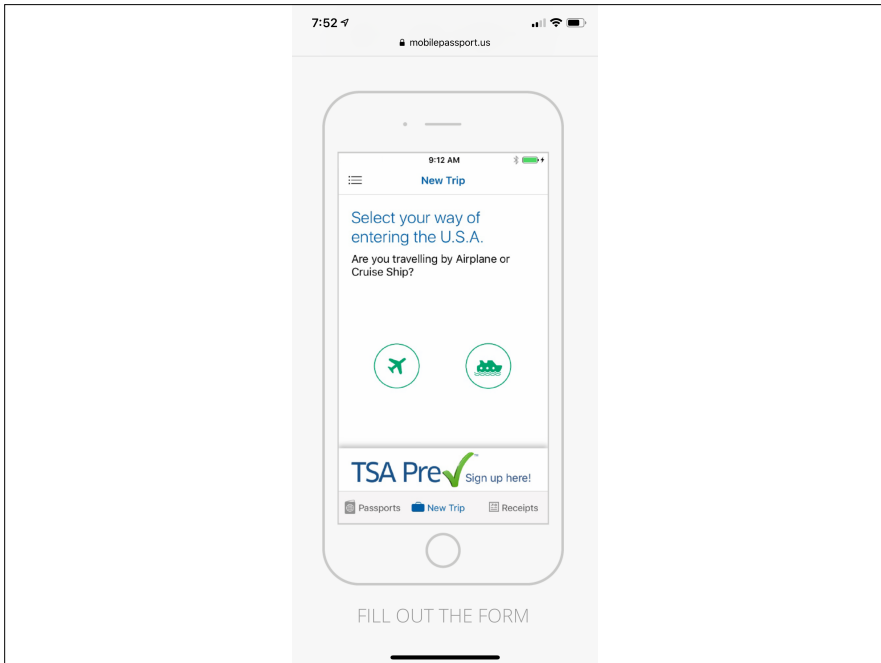
24



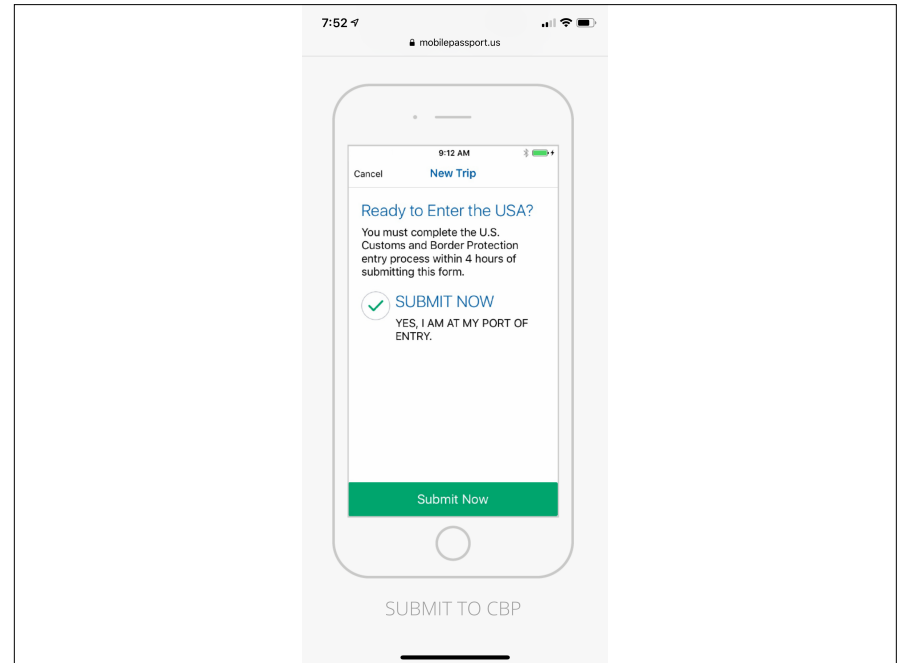
25



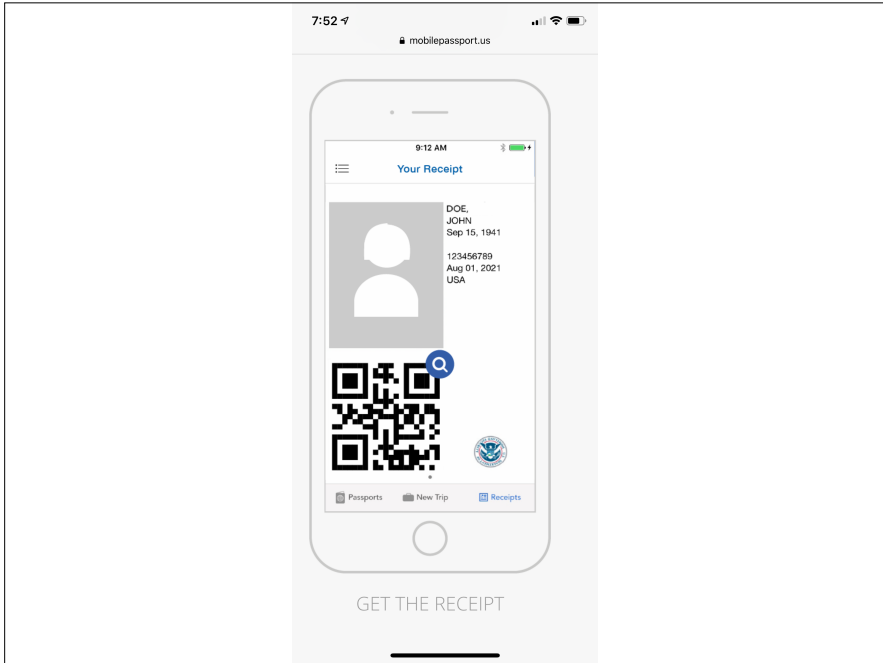
26



27



28



29



30